



# PRESSURE CLEANERS *“for professionals”*



PRESSURE CLEANERS  
WATER PUMPS  
GENERATORS  
HEATERS / FANS  
COMPRESSORS

[www.bargroup.com.au](http://www.bargroup.com.au)  
2019 May 15

## POWEREASE PETROL

### Powerease / Annovi 6.0Hp Home Pro

- 2600 Psi @ 9.4 l/min
- Annovi Alum. Axial Pump
- Powerease R200 6.0Hp
- Supplied ready to go



B193PX

**\$499**

120 B193PX Annovi 2400 @ 9.0 \$299  
 120 BAR2660-R Annovi 2600 @ 9.4 \$399  
 120 BE276RA P\_Ease2700 @ 9.4 \$499 **NEW**

### Powerease / Annovi 7.0Hp Intermittent Use

- 3000 Psi @ 9.4 l/min
- Annovi Axial Pump
- Powerease R210 7.0Hp
- Supplied ready to go



**\$624**

120 BAR3170A-R Annovi 3000 @ 9.4 \$624  
 120 BAR3170C-R Comet 2800 @ 9.4 \$724 **NEW**  
 120 BAR3270A-R AR Trip 3200 @ 9.4 \$813 **NEW**

### Powerease / Comet 15Hp Intermittent Use

- 4000 Psi @ 15 l/min
- Comet Plunger Pump
- Powerease R420 15Hp
- Supplied ready to go



**\$1,799**

120 BAR4015A-R Annovi 4000 @ 15 \$1,599   
 120 BAR4015C-R Comet 4000 @ 15 \$1,799

## HONDA PETROL - CAT PUMP

### Honda / CAT 6.5Hp Professional

- 3000 Psi @ 10.5 l/min
- CAT Plunger Pump
- Honda GX200 6.5Hp
- Supplied ready to go



**\$1,698**

120 BAR3065J-H 3000 @ 10.5 \$1,698

### Honda / CAT 13Hp Built In Professional

- 4200 Psi @ 15 l/min
- CAT Plunger Pump
- Honda GX390 13Hp
- Supplied ready to go



**\$2,299**

120 BAR4213J-H 4200 @ 15 \$2,299

### Honda / CAT 13Hp External Professional

- 4000 Psi @ 15 l/min
- CAT Plunger Pump
- Honda GX390 13Hp
- Supplied ready to go



**\$2,898**

120 BAR4013J-H 4000 @ 15 \$2,898

All BAR Pressure Washers are supplied with Gun, Lance, Hose, Nozzles & Oiled Pump Ready to Clean

## HONDA PETROL - COMET PUMP

### Honda 6Hp / Annovi Intermittent Use

- 2700 Psi @ 8.7 l/min
- AR Italian Axial Pump
- Honda GC190 6.0Hp
- Supplied ready to go



\$863

### Honda 6.5Hp / Comet Professional

- 2700 Psi @ 11.3 l/min
- Comet Italian Plunger Pump
- Honda GX200 6.5Hp
- Supplied ready to go



\$1,498

### Honda 13Hp / Comet Professional

- 4000 Psi @ 15 l/min
- Comet Italian Plunger Pump
- Honda GX390 13Hp
- Electric Start option
- Supplied ready to go



\$2,699

120 BAR3160A-H Annovi 3100 @ 9.5 \$863 **NEW**

120 BAR2565C-H Comet Int. 2700 @ 11.3 \$1,498 **NEW**

120 BAR2765C-H Comet Ext. 3000 @ 11.3 \$1,698 **NEW**

120 BAR3890C-H 3800Psi @ 13 9Hp \$2,199

120 BAR4013K-H 4200Psi @ 15 13Hp \$2,399

120 BAR4013C-H 4000Psi @ 15 13Hp \$2,699 **NEW**

## HONDA PETROL - ANNOVI PUMP

### Honda / Annovi 6.5Hp

- 3000 Psi @ 9.5 l/min
- Annovi Axial Pump
- Honda GP200 6.5Hp
- Supplied ready to go



\$899

### Honda / Annovi 6.5Hp

- 3000 Psi @ 11.3 l/min
- Annovi Plunger Pump
- Honda GP200 6.5Hp
- Supplied ready to go



\$1,248

### Honda / Annovi 13Hp

- 4000 Psi @ 15 l/min
- Annovi Plunger Pump
- Honda GX390 13Hp
- Supplied ready to go



\$2,599

120 BAR3065A-H Domestic Med. Duty \$899

120 BAR3165A-H Domestic Heavy Duty \$1,248

120 BAR4013A-H Professional \$2,599

## HONDA 13Hp Petrol (Direct or Gear Box)

### Honda 13Hp / Comet Gear Box Drive

Our full featured industrial machine, designed for constant use in industrial applications.

- 3500 Psi @ 15 l/min
- Comet Prem. Italian Triplex Pump, Honda GX390 13Hp engine
- PA Italian Gear Box, Slow speed 1400Rpm for longer pump life
- Anti Vibration plate between frame and drive assembly
- Galvanised Roll Frame to prevent corrosion (hot dipped)
- Can be custom built to your needs



Add Hot Box for Hot Water Fire B \$4,599

Optional SS Water Tank



**Pump Options:**  
 Comet  
 Interpump  
 General  
 Annovi Reverberi  
 Bertolini  
 Powerease

**\$3,398ea**

BAR3513G-HJV

#### Recoil Start

120 BAR2565-HJ	2700 @ 11 l/min. - 2800 Rpm	\$1,841
120 BAR4013-HJ	4000 @ 15 l/min. - 2800 Rpm	\$2,894
120 BAR3513G-HJV	3500 @ 15 l/min. - 1440 Rpm	\$3,398 ☺
120 BAR3513G-HJVT	With Stainless Water Tank	\$3,698 ☺

#### Electric Start

120 BAR4013-HEJ	4000 @ 15 l/min. - 2800 Rpm	\$2,849
120 BAR3513G-HEJV	3500 @ 15 l/min. - 1440 Rpm	\$3,948
120 BAR3513G-HEJVT	With Stainless Water Tank	\$4,248

## YANMAR / KOHLER 10Hp DIESEL

### Yanmar 10Hp / Comet Gear Box Drive Industrial Diesel Pressure Washer

- 3000 Psi @ 15 l/min
- Comet Premium / Yanmar 10Hp engine
- Slow Speed or Direct Drive options
- Gal Frame prevents corrosion
- Anti Vibration plate
- Supplied ready to go
- Can custom build



**\$6,350ea**

121 BAR2048-YEJJ	4.8Hp 2000Psi @ 10 l/min Yanmar	\$3,973
121 BAR2767G-KEJ	6.7Hp 2700Psi @ 12 l/min Yanmar	\$4,685
121 BAR3510-REJD	10Hp 3500Psi @ 15 l/min Powerease	\$1,899
121 BAR3510-KEJD	10Hp 3500Psi @ 15 l/min Kohler	\$5,188
121 BAR3010G-YEJD	10Hp 3000Psi @ 15 l/min Yanmar	\$5,869 ☺
121 BAR3510G-KEJD	10Hp 3500Psi @ 15 l/min Kohler	\$6,350
121 BAR4012G-KEM	12Hp 4000Psi @ 13 l/min Kohler	\$6,999
121 BAR4023G-KER	23Hp 4000Psi @ 21 l/min Kohler	\$10,825

## HONDA 13Hp Petrol (Belt Drive)

### Honda 13Hp / Interpump Belt Drive Industrial Truck Mount / Roll Frame Pressure Washer

- 3500 Psi @ 15 l/min or 3000 Psi @ 21 l/min.
- Interpump General Plunger Pump
- Honda GX390 13Hp engine
- Slow Speed Belt Drive @ 1750Rpm
- Trolley or Truck Mount options



BAR3013PI-H



**\$3,899ea**

BAR3013PI-HB

BAR3013PI-HJB

120 BAR3513PI-H	3500Psi @ 15 l/min Trolley Mount	\$3,499
120 BAR3013PI-HB	3500Psi @ 15 l/min Truck Mount	\$3,699
120 BAR3513PI-HB	3000Psi @ 21 l/min Truck Mount	\$3,699
120 BAR3013PI-HJB	3500Psi @ 15 l/min Roll Frame	\$3,899
120 BAR3513PI-HJB	3000Psi @ 21 l/min Roll Frame	\$3,899
120 BAR502127P-HR	5000Psi @ 21 l/min Roll Frame	\$6,999

## HONDA 24Hp PRESSURE WASHER

### Honda 24Hp / Comet Gear Box Drive

Our full featured industrial machine, designed for constant use in industrial applications.

- 5000 Psi @ 21 l/min
- Class A and Class B options
- Comet Premium Italian Triplex Pump
- Honda GX690 24Hp engine
- PA Italian Gear Box
- Slow speed 1400Rpm for longer pump life
- Extra large stainless steel fuel tank
- Easy access for mounting optional hose reel
- Galvanised Roll Frame to prevent corrosion (hot dipped)
- Supplied ready to go, with gun, lance and hose



Hot Box - Adds Hot Water Fire B \$4,599



#### CLASS A MACHINES

120 BAR4023G-HEJM	4000Psi @ 21 l/min.	\$5,700
120 BAR4023G-HEJMT	with stainless water tank	\$6,552

#### CLASS B MACHINES

120 BAR5027G-HEJM	5000Psi @ 21 l/min.	\$6,552
120 BAR5027G-HEJMT	with stainless water tank	\$7,399 ☺

## HONDA JETTER

### Honda 24Hp / Comet Gear Box Drive

Premium mobile BARjetter, with heaps of options to accessorise your machine, like Mini Reels, Nozzle Boxes, Remote control and hose options. Designed for the plumber who wants the real deal...

- 5000 Psi @ 21 l/min
- Comet Premium & PA Italian Gear box at 1440 Rpm
- Honda GX690 24Hp engine
- BAR Rapid Reel with 60m 1/4" BARflex USA jetter hose
- Extra large 25 litre stainless steel fuel tank
- Oversized 38 litre stainless water tank
- Galvanised Roll Frame to prevent corrosion (hot dipped)



120 BAR5027G-HEJMT JMO	5000Psi @ 21 l/min.	Honda	\$9,066 ☺
120 BAR5027G-VEJMT JMO	5000Psi @ 26 l/min.	Vanguard	\$11,308
120 BAR4331G-VEJMT JMO	4300Psi @ 30 l/min.	Vanguard	\$13,308

#### Options:



REMOTE REEL (60m x 3/16 or 1/4")  
Red, Black or Blue Hose



NOZZLE BOX  
Bonus 15 for 7 price



WARTHOG NOZZLE  
Clears pipes up to 6"

175 PW134-MRB Red	\$1,649	175 MNBKA	\$860	165 Warthog WT 3/8	\$1,336
175 PW134-MRB Blue	\$1,449				
175 PW134-MRB Black	\$1,449				
175 PW134-MRB Nil	\$899				

## ETM MOBILE WORKMATE

**Tough, portable & compact mobile pressure washer. Ideal for scaffolders, abseilers & cooling tower cleaners**

- Single phase 10 or 15 amp power
- Comet Italian Pump
- Automatic by-pass
- Pressure adjustment
- Built in detergent suction
- Supplied with gun, lance & hose  
Ready to use



**\$999**ea

102 ETM071	1740 Psi @ 8 l/min	240V 10 amp	Triplex 2800 Rpm	\$999
102 ETM100	1885 Psi @ 8 l/min	240V 10 amp	Axial 2800 Rpm	\$1,099 ☺
102 ETM150	2175 Psi @ 10 l/min	240V 15 amp	Triplex 1400 Rpm	\$1,499

## K STEEL INDUSTRIAL

**Heavy Duty industrial electric pressure washers. Order full machine, or motor/pump group only to install into your application**

- Comet Premium Plunger Pump
- Slow Speed 1440 Rpm motor
- Features external unloader, time delay total stop & low pressure detergent injection
- Supplied with all accessories, ready to go



**\$2,748**ea

K701-12110

102 K803-11120	1740 Psi @ 11 l/min	2.2kW 240v 15 amp	\$1,699*
102 K701-12110	1595 Psi @ 12 l/min	2.2kW 240v 15 amp	\$2,748 ☺
102 K891-15230	3335 Psi @ 15 l/min	6.6kW 415v	\$3,075
2610 Psi @ 21 l/min	6.6kW 415v	\$3,299	
102 K991-15270	4000 Psi @ 15 l/min	7.4kW 415v	\$3,999
102 K991-21210	3045 Psi @ 21 l/min	7.4kW 415v	\$3,999
102 K991-17250	3625 Psi @ 17 l/min	7.4kW 415v	\$3,460

\* Built In Unloader

## SPOT WALL MOUNT

**Heavy Duty wall mount Suits truck wash bays, food plants**

- Single phase 10 or 15 amp power
- Comet Italian Pump, Nicolini Electric motor
- Waterproof 24V panel, c/w delayed total stop
- Low pressure detergent, ss water tank
- Optional hot water seals
- Supplied with gun, lance & hose



FROM **\$4,699**ea

SPOT 10/12	1740 Psi @ 9 l/min	240V 15A	\$3,999
SPOT 15/15	2175 Psi @ 15 l/min	415V	\$5,363
SPOT 15/21	2175 Psi @ 21 l/min	415V	\$5,363
SPOT 20/21	2900 Psi @ 21 l/min	415V	\$5,599

## TYPHOON INDUSTRIAL

**Heavy Duty custom builds Suits truck wash bays, food plants**

- Rough and tough for mobile, heavy use
- Double Flange motor
- Options:  
Water Tank (displayed)  
Total Stop  
Hose Reel



FROM **\$2,599**ea

HD151122	1500 Psi @ 11 l/min	240V 15A	\$2,599
HD301555	3000 Psi @ 15 l/min	415V	\$3,295
HD302175	3000 Psi @ 21 l/min	415V	\$3,541
HD402111	4000 Psi @ 21 l/min	415V	\$4,999
HD502218	5000 Psi @ 22 l/min	415V	\$6,999

## MOTOR / PUMP GROUPS

**Install our Motor/Pump Group, into your unique location**

- MTP's from our K Steel range in stock
- Other specifications can be built to your request



K701 MTP	1595 Psi @ 12 l/min	240V 15A	\$1,899
K801 MTP	3000 Psi @ 15 l/min	415V	\$2,176 ☺
K901 MTP	3000 Psi @ 21 l/min	415V	\$1,919

FROM **\$1,899**ea



KIT12011R	1740 Psi @ 11 l/min	240V 15A	\$1,516
KIT20015R	2900 Psi @ 15 l/min	415V	\$1,999
KIT20021R	2900 Psi @ 21 l/min	415V	\$2,599

Nb: Motor/Pump only. No total stop

## COLD WATER ELECTRIC

### KRM / KRS Home Pro

Our great starter package for home use

- 1800 Psi @ 6 l/min or 2175 Psi @ 8.3 l/min
- Comet Aluminium Head Axial Pump
- 1.1kW or 1.3kW motor
- Supplied ready to go with Vario & Turbo nozzles, detergent injection & hose winder (KRS only)



\$149<sup>ea</sup>



\$199<sup>ea</sup>

102 KRM1100C \$149 **NEW**

102 KRS1300E \$199 **NEW**

### KL1600A Consumer Heavy Duty

The weight says it all

- 2175 Psi @ 8 l/min
- Comet Brass Head Axial Pump
- 1.6kW 10amp motor
- Supplied ready to go with Vario & Turbo nozzles, detergent bottle & hose winder



\$568<sup>ea</sup>



102 KL1600A \$568 🇮🇹

### KT1800 Consumer Heavy Duty

Our most popular machine

- 2175 Psi @ 9 l/min
- Comet Brass Head Axial Pump
- 2.0kW 10amp motor
- Supplied ready to go with Vario & Turbo lances, detergent tank & hose reel



\$949<sup>ea</sup>

102 KT1800 \$949 🇮🇹🇸🇦

### K200 9120E Professional Medium Duty

- 1740 Psi @ 9 l/min
- Comet Brass Head Axial Pump
- 1.8kW 10amp motor
- Supplied ready to go with Vario & Turbo lances, detergent tank & hose reel



\$1,361<sup>ea</sup>

102 K200 9 120E \$1,361

### K250 9120E Professional Heavy Duty

- 1740 Psi @ 9 l/min
- Comet Brass Head Plunger Pump
- 2.0kW **10amp** motor
- Supplied ready to go with Vario & Turbo lances, detergent tank & hose reel



\$1,599<sup>ea</sup>

102 K250 9 120E \$1,599



### K250 10150E Professional Heavy Duty

- 2000 Psi @ 10 l/min
- Comet Brass Head Plunger Pump
- 2.2kW **15amp** motor
- Supplied ready to go with Vario & Turbo lances, detergent tank & hose reel



\$1,699<sup>ea</sup>

102 K250 10 150E \$1,699 🇮🇹

## HOT ENGINE DRIVE

### PETROL HOT 13Hp - MOBILE



From  
**\$7,999**ea

- 3500 Psi @ 15 l/min, Water Temp to 90°
- Annovi RKV Plunger Pump @ 2800 Rpm
- Honda GX390 Petrol Engine
- Manufactured in USA
- Supplied ready to go

122 HOT4015RG	PowerE	Recoil Start	3500 Psi @ 15l/min.	\$4,999
122 HOT4013C-H	Honda	Recoil Start	3500 Psi @ 15l/min.	\$6,999
122 BAR3513HAH	Honda	Recoil Start	3500 Psi @ 15l/min.	\$7,999
122 BAR3513HEAH	Honda	Electric Start	3500 Psi @ 15l/min	\$8,999

### PETROL HOT 13Hp - SKID



From  
**\$8,999**ea

- 3500 Psi @ 15 l/min, Water Temp to 90°
- Interpump GP3504 @ 1400 Rpm Belt Drive
- Honda GX390 Electric Start Petrol Engine
- Manufactured in USA
- Supplied ready to go

122 HDB-3004-OH6G	Honda 13Hp Elec.	3500 Psi @ 15 l/min	\$8,999
122 HDS-4005-2H6G	Honda 24Hp Elec.	4000 Psi @ 20 l/min	\$13,968
122 HOT5027P-HER	Honda 24Hp Elec.	5000 Psi @ 23 l/min	\$18,999

### PETROL HOT 18Hp - SKID / MOBILE



From  
**\$8,999**ea



Optional Wheel Kit



Optional Skid Kit

- 4000 Psi @ 18 l/min, Water Temp to 85°
- Annovi Plunger Pump @ 1400 Rpm Belt Drive
- Briggs Vanguard Twin 18Hp Petrol Engine
- Manufactured in USA, supplied ready to go

122 BAR2765-BrE	2700 Psi @ 10l/min.	Vanguard 6.5Hp Elec	\$5,999
122 BAR3014P-BrE	3000 Psi @ 18l/min.	Vanguard 16Hp Elec	\$8,999
122 BAR4018P-BrE	4000 Psi @ 18l/min.	Vanguard 18Hp Elec	\$9,999

### DIESEL HOT 10Hp - SKID / MOBILE



From  
**\$11,999**ea

- 3500 Psi @ 15 l/min, Water Temp to 90°
- Interpump GP3504 @ 1400 Rpm Belt Drive
- Honda GX390 Electric Start Petrol Engine
- Manufactured in USA, supplied ready to go

122 BAR3010G-YE	Yanmar 10Hp Elec.	2900 Psi @ 16l/min	\$11,999
122 BAR3010G-YE1	Yanmar 10Hp Elec.	2320 Psi @ 21l/min	\$11,999
122 HDS-3505-OB7G	Kubota 15Hp Elec.	3500 Psi @ 20l/min	\$19,999



## HOT ELECTRIC

### SINGLE PHASE Suits intermittent non trade user



From  
**\$2,599<sup>ea</sup>**

- Manufactured by Comet in Italy
- Needs single phase, 15amp power
- Features inbuilt detergent tank with low pressure
- Total Stop safety, with time delay (exc. Scout)
- Supplied ready to

107 SCOUT 150 E	2175 Psi / 9 l/min, Axial Pump	@ 2800 Rpm	\$2,599	☺
107 KP 3.10 C	2030 Psi / 10 l/min, Axial Pump	@ 2800 Rpm	\$3,585	
107 KP 3.10 Pro	2030 Psi / 10 l/min, Plunger Pump	@ 1440 Rpm	\$3,999	
107 KM 3.10 C	2030 Psi / 10 l/min, Plunger Pump	@ 1440 Rpm	\$4,760	

### SINGLE PHASE Suits intermittent trade user



From  
**\$4,999<sup>ea</sup>**

- Manufactured by Maer in Italy with Interpump Pump (I) or AR (A) Pumps
- Needs single phase, 15amp power
- Detergent injector at low pressure
- Total Stop safety, with time delay
- Supplied ready to

108 HOT12/11 SI	IDRO	1740 Psi / 11 l/min, @ 1440 Rpm	\$3,399
108 HOT12/11 LA	LUX	1740 Psi / 11 l/min, @ 1440 Rpm	\$4,299
108 HOT12/11 LI	LUX	1740 Psi / 11 l/min, @ 1440 Rpm	\$4,999
108 HOT10/12 A	AVANT	1450 Psi / 12 l/min, @ 1440 Rpm	\$5,465
108 100 100.106		Stainless Hose Reel	\$699

### THREE PHASE Suits regular, trade user



From  
**\$6,999<sup>ea</sup>**

- Manufactured Italy with Comet Premium Pumps
- Needs three phase, 415 Volt power
- Features inbuilt detergent tank at high pressure
- Total Stop safety, with time delay
- Supplied ready to

107 KM8.15 E	2900 Psi / 15 l/min, @ 1440 Rpm	\$6,999
107 KF9.18 E	2900 Psi / 18 l/min, @ 1440 Rpm	\$7,999
107 KF10.21 E	3000 Psi / 21 l/min, @ 1440 Rpm	\$8,621

### THREE PHASE Suits regular, trade user



From  
**\$6,929<sup>ea</sup>**

- Manufactured by Maer in Italy with Interpump Pump
- Needs three phase, 415 Volt power
- External detergent injector at high pressure
- Total Stop safety, with time delay
- Supplied ready to

108 HOT20/15 A	2900 Psi / 15 l/min, @ 1440 Rpm	\$6,929
108 HOT21/20 A	2900 Psi / 21 l/min, @ 1440 Rpm	\$7,621 ☺☺
108 HOT25/21 K	2900 Psi / 25 l/min, @ 1440 Rpm	\$8,721



## JETTER ACCESSORIES

### BARflex Black



**Stiffer, but tougher**

Part Number	Meters	List
<b>3/16" 5000 Psi Black Jetter</b>		
165 BARflex03-60N	60	\$449
<b>1/4" 5000 Psi Black Jetter</b>		
165 BARflex04-60N	60	\$529
<b>1/8" 5000 Psi Black Jetter</b>		
165 BARflex02-10N	10	\$99
165 BARflex02-20N	20	\$129

### BARflex Blue



**New for 2018 - Smooth Skin Blue**

Part Number	Meters	List
<b>3/16" 5000 Psi Blue Jetter</b>		
165 BARflex03-60B	60	\$499
<b>1/4" 5000 Psi Blue Jetter</b>		
165 BARflex04-60B	60	\$599
<b>3/8" 5000 Psi Blue Jetter</b>		
165 BARflex06-60B	60	\$779
165 BARflex06-120B	120	\$1499

### The ever popular BARflex Red



Part Number	Meters	List
<b>3/16" 5000 Psi Red Jetter</b>		
165 BARflex03-60R	60	\$599
<b>1/4" 5000 Psi Red Jetter</b>		
165 BARflex04-60R	60	\$739
<b>3/8" 5000 Psi Red Jetter</b>		
165 BARflex06-60R	60	\$879
165 BARflex06-120R	120	\$1699
<b>1/8" 5000 Psi Red Jetter</b>		
165 BARflex02-10R	10	\$148
165 BARflex02-20R	20	\$189

### Negotiator



**Negotiator:** Compact design to negotiate its way through tight bends and traps with it's rounded head

Nozzle Only Inlet: 1/4" BSP F		With Cone & Plug Inlet: QC 1/4" Plug	
6 Rear - 1 Forward			
165 N6R1F	\$118	165 N6R1FC	\$159
3 Rear - 1 Forward			
165 N3R1F	\$62	165 N3R1FC	\$112
6 Rear - 0 Forward			
165 N6R	\$67	165 N6RC	\$102
3 Rear - 4 Forward			
165 N3R4F	\$67	165 N3R4FC	\$67

### Predator



**Predator:** Designed to punch through obstructions with little resistance, allowing the rear jets to attack the blockage quickly

Nozzle Only Inlet: 1/4" BSP F		With Cone & Plug Inlet: QC 1/4" Plug	
6 Rear - 1 Forward			
165 P6R1F	\$123	165 P6R1FC	\$169
3 Rear - 1 Forward			
165 P3R1F	\$64	165 P3R1FC	\$112
6 Rear - 0 Forward			
165 P6R	\$121	165 P6RC	\$167
Economy Version			
		165 EN6R1F	\$79
		165 ENT6R	\$79
		165 EP6R1F	\$79

### Root Rat



**Root Rat:** Popular universal penetrator with 1 front, 3 rear behind nose at 45° & 3 rear at rear at 30°

Nozzle Only Inlet: 1/4" BSP F		With Cone & Plug Inlet: QC 1/4" Plug	
3 Rear 30° + 3 Rear 45° - 1 Forward			
165 RRR1F	\$99	165 RR6R1FC	\$180



## JETTER'S

Premium BARjetters, with heaps of options to accessorise your machine, like Mini Reels, Nozzle Boxes, Remote controls and hoses  
Designed for the plumber who wants the real deal...

**120 BAR5027G-HEJMT JMO \$9,066 (as displayed)**


- 5000 Psi @ 21 l/min
- Comet Premium & PA Italian Gear box at 1440 Rpm
- Honda GX690 24Hp engine
- BAR Rapid Reel with 60m 1/4" BARflex USA jetter hose
- Mammoth 25 litre stainless steel fuel tank
- Oversized 38 litre stainless water tank
- Galvanised Roll Frame in pipe (not tube) to prevent corrosion (hot dipped)
- Includes pressure washer package for general cleaning
- Can be custom built to your needs, including easy swap to truck mount



BAR5027G-HEJMT JMO  
Easy Serviceability



BAR5027G-HEAT JMO  
Compact Pro



BAR5027G-HEJT JMO  
Van Pack



REMOTE REEL (60m x 3/16 or 1/4")  
Red, Black or Blue Hose



NOZZLE BOX  
Bonus 15 for 7 price



WARTHOG NOZZLE  
Clears pipes up to 6"

- 175 PW134-MRB Red \$1,649
- 175 PW134-MRB Blue \$1,449
- 175 PW134-MRB Black \$1,449
- 175 PW134-MRB Nil \$899

175 MNBKA \$860

Warthog WT 3/8 \$1,336

### Model Options

120 BAR5027G-HEJMT JMO	5000Psi @ 21 l/min.	Honda	\$9,066	🟢
120 BAR5027G-HEAT JMO	5000Psi @ 21 l/min.	Honda	\$9,066	🟢
120 BAR5027G-VEJMT JMO	5000Psi @ 26 l/min.	Vanguard	\$11,308	
120 BAR4331G-VEJMT JMO	4300Psi @ 30 l/min.	Vanguard	\$13,308	
120 BAR5027G-HEJT JMO	5000Psi @ 21 l/min.	Honda	\$11,999	

## GUNS

Gun - RL37



Inlet: 3/8" F  
Outlet: 1/4" F  
Flow: 40 l/min.  
Pressure: 4500 Psi (max. 5000)  
Temp: 160°C

Gun - Vega Tuff



Inlet: 3/8" Bsp F  
Outlet: 1/4" Bsp F  
Flow: 40 l/min.  
Pressure: 4500 Psi (max. 5000)  
Temp: 160°C  
**\*\*\*Australia's favourite gun\*\*\***

Gun - BARST2300



Inlet: 3/8" Bsp F  
Outlet: 1/4" Bsp F  
Flow: 45 l/min.  
Pressure: 4500Psi (max. 5000)  
Temp: 150°C

Gun - BAR2600



Inlet: 3/8" Bsp F  
Outlet: 1/4" Bsp F  
Flow: 45 l/min.  
Pressure: 5000Psi  
Temp: 150°C

Wash Down Gun - RB65



Inlet: 1/2" Bsp F with swivel  
Outlet: 0-60 Nozzle  
Perf: 60 l/min., 350 Psi  
Temp: to 90°C  
**Speciality gun for low pressure wash down work.**

Bsp thread (for Australian / European machines)

145 30.1200.00 Gun \$69	145 30.2000.86 Gun \$74	148 202 300 940 Gun \$74	148 202 600 870 Gun \$84	145 30.6425.86 Blue \$183
145 30.1220.86 with Swivel \$88	145 30.2030.92 Tuff + sw. \$98	148 202 300 941 with swivel \$98	148 202 600 871 with swivel \$123	145 30.6438.86 Red \$193
	145 30.2060.86 Tuff 2 + sw \$108			145 30.6520.00 White \$193

Gun - Mecline MV



Inlet: 3/8" F  
Outlet: 1/4" F  
Flow: 40 l/min.  
Pressure: 4500 Psi (M5000)  
Temp: 160°C

Gun - MV925



Inlet: 3/8" Bsp F  
Outlet: 1/4" Bsp F  
Flow: 40 l/min.  
Pressure: 4060 Psi (M4500)  
Temp: 160°C

Gun - BAR RL56



Inlet: 3/8" Bsp F  
Outlet: 1/4" Bsp F  
Flow: 30 l/min.  
Pressure: 5100Psi (M5600)  
Temp: 150°C

Gun - BAR Nova



Inlet: 3/8" Bsp F  
Outlet: 1/4" Bsp F  
Flow: 30 l/min.  
Pressure: 5800Psi  
Temp: 160°C

Gun - BAR RL84



Inlet: 1/2" Bsp F  
Outlet: 1/2" Bsp F  
Flow: 80 l/min.  
Pressure: 7250Psi  
Temp: 100°C

Gun - Linear



Inlet: 3/8" Bsp F  
Outlet: 1/4" Bsp F  
Flow: 40 l/min.  
Pressure: 4500Psi  
Temp: 160°C

Bsp thread (for Aus / European machines)

155 4018000079 to 90° \$49	155 4012205000 Gun \$74	145 30.4500.10 Gun \$99	145 30.5650.00 Gun \$346	145 30.5400.00 \$429	145 30.0620.00 Gun \$87
155 4018000143 to 160° \$59	155 4012305000 + Sw. \$98	145 30.4520.10 + Sw. \$172			145 30.0640.00 + Sw. \$99

Npt thread (for USA machines)

155 4018000067 Gun \$57
-------------------------

### ACCESSORY KIT - Petrol



125 85.400.327 \$179

### ACCESSORY KIT - Electric



125 85.400.320 \$93

### GUN / LANCE KIT



125 85.205.050 \$59

### LANCES

Part #	Total Length	Moulded Length	List
155 0202002500	332mm	300mm	\$24
155 0202002510	435mm	400mm	\$28
155 0202002560	900mm	400mm	\$40
125 85.202.027S	1200mm	500mm	\$69

Part #	Total	Molded	List
155 390514	700mm	270mm	\$36
155 390515	900mm	270mm	\$42

Part #	Description	List
125 85.205.026	Gun / Lance Kit 900mm	\$99

Part #	Total Length	Vented Length	List
145 40.0965.00	900mm	350mm	\$56

Part #	Description	List
145 41.0900.00	Spray Lance, Vented - 1090mm	\$164

Half Gun 155 4021108013 \$34

Vented Grip 145 40.0370.00 \$41

### LONG WANDS

Reach	3.7m	5.5m	7.3m	7.3m	5.5m	7.3
Rating	Semi-Professional		Commercial		Industrial	
	85.206.012L	85.206.018D	85.206.024L	85.206.024SHDL	85.205.018ALSH	85.205.024ALSH
Material	Fibreglass			HD Fibreglass	Aluminium	
List	\$219	\$288	\$299	\$362	\$399	\$453

Carbon Fibre Options available

## Rotojet Turbo Nozzles

**Features:**  
Concentrated stream in a conical pattern  
1/4" Bsp F Inlet  
Temp to 100°C



Size	Rotojet 255	Rotojet 400
	3700 Psi (min. 1150 Psi)	5800 Psi (min. 2600 Psi)
	Nozzle	Nozzle
020	0204007300	0204007090
025	0204007310	
030	0204007320	0204006900
035	0204007330	0204006905
040	0204007340	0204006910
045	0204007350	0204006915
050	0204007360	0204006920
055	0204007370	0204006925
060	0204007380	0204006930
065	0204007390	0204006935
070	0204007400	0204006940
075	0204007410	0204006945
080	0207004420	0204006950
090	0204007430	0204006960
100	0204007440	0204006970
	<b>\$119</b>	<b>\$235</b>

## UR Turbo Nozzles

**Features:**  
Concentrated stream in a conical pattern  
1/4" Bsp F Inlet  
Temp to 100°C



Size	UR25	UR32
	3700 Psi (min. 1150 Psi)	5100 Psi (min. 2600 Psi)
	Blue	Red
020		
025		
030	25.1620.30	25.1690.30
035	25.1620.35	25.1690.35
040	25.1620.40	25.1690.40
045	25.1620.45	25.1690.45
050	25.1620.50	25.1690.50
055	25.1620.55	25.1690.55
060	25.1620.60	25.1690.60
065	25.1620.65	25.1690.65
070	25.1620.70	25.1690.70
080	25.1620.80	25.1690.80
	<b>\$119</b>	<b>\$119</b>

*New Lower Price*  
▼

## NOZZLES with Stainless Insert - 1/4" Npt, Screw On



Pack of 4 Nozzles		0° "Pencil" Blasting		15° "Fan" Chiselling		25° "Fan" Flushing		40° Wash	
Part #	Size	Part #	Size	Part #	Size	Part #	Size	Part #	Size
16.1310.30	030	16.1380.20	020	16.1315.20	020	16.1325.20	020	16.1340.20	020
16.1310.35	035	16.1380.25	025	16.1315.25	025	16.1325.25	025	na	025
16.1310.40	040	16.1380.30	030	16.1315.30	030	16.1325.30	030	16.1340.30	030
16.1310.45	045	16.1380.35	035	16.1315.35	035	16.1325.35	035	16.1340.35	035
16.1310.50	050	16.1380.40	040	16.1315.40	040	16.1325.40	040	16.1340.40	040
16.1310.55	055	16.1380.45	045	16.1315.45	045	16.1325.45	045	16.1340.45	045
16.1310.60	060	16.1380.50	050	16.1315.50	050	16.1325.50	050	16.1340.50	050
		16.1380.55	055	16.1315.55	055	16.1325.55	055	16.1340.55	055
		16.1380.60	060	16.1315.60	060	16.1325.60	060	16.1340.60	060
<b>Meg \$65</b>		<b>\$22</b>		<b>\$23</b>		<b>\$23</b>		<b>\$23</b>	
<b>BAR (B) \$43</b>		<b>\$15</b>		<b>\$13</b>		<b>\$13</b>		<b>\$13</b>	

## NOZZLES with Stainless Insert - Quick Connect



**Quick Connect**  
Makes Nozzle changes easy



Pack of 5 Nozzles		0° Blasting		15° Chiselling		25° Flushing		40° Wash	
Pack Part #	Size	Red Part #	Size	Yellow Part #	Size	Green Part #	Size	White Part #	Size
85.210.020	020	85.201.020	020	85.216.020	020	85.226.020	020	85.241.020	020
85.210.025	025	85.201.025	025	85.216.025	025	85.226.025	025	85.241.025	025
85.210.030	030	85.201.030	030	85.216.030	030	85.226.030	030	85.241.030	030
85.210.035	035	85.201.035	035	85.216.035	035	85.226.035	035	85.241.035	035
85.210.040	040	85.201.040	040	85.216.040	040	85.226.040	040	85.241.040	040
85.210.045	045	85.201.045	045	85.216.045	045	85.226.045	045	85.241.045	045
85.210.050	050	85.201.050	050	85.216.050	050	85.226.050	050	85.241.050	050
85.210.055	055	85.201.055	055	85.216.055	055	85.226.055	055	85.241.055	055
85.210.060	060	85.201.060	060	85.216.060	060	85.226.060	060	85.241.060	060
85.210.065	065	85.201.065	065	85.216.065	065	85.226.065	065	85.241.065	065
85.210.070	070	85.201.070	070	85.216.070	070	85.226.070	070	85.241.070	070
85.210.075	075	85.201.075	075	85.216.075	075	85.226.075	075	85.241.075	075
85.210.080	080	85.201.080	080	85.216.080	080	85.226.080	080	85.241.080	080
85.210.085	085	85.201.085	085	85.216.085	085	85.226.085	085	85.241.085	085
<b>\$55</b>		<b>\$19</b>		<b>\$19</b>		<b>\$19</b>		<b>\$19</b>	

Ceramic Insert Option available for longer nozzle life

Soaper Nozzle

85.266.40 \$19



85.240.300N \$17



## PUMP REPOWER KITS

### Repower Machines to 7Hp

- Powerease Axial Pump
- Suits to 3000 Psi @ 9.0 l/min
- Easy repower. Slide off, slide on



210 HP12A31B Alum. \$99  
210 HP12A30B Brass \$169

### Repower Machines to 7Hp

- Comet Italian Axial Pump
- Suits to 2800 Psi @ 9.0 l/min
- Easy repower. Slide off, slide on



210 BXD2528 Assy \$399 😊

### Repower Machines to 6.5Hp

- Comet Italian Triplex Pump
- Suits 3000 Psi @ 11 l/min
- Easy repower. Slide off, slide on



210 BWD-K3027 Assy \$699

### Repower Machines to 15Hp

- Comet Italian Plunger Pump
- Suits to 4000 Psi @ 15 l/min
- Easy repower. Slide off, slide on



210 ZWD4040G Assy \$935

### COMET PUMPS



210 RW4030S	3000 Psi @ 15 l/min	1400 Rpm	\$956
210 TW5050S	5000 Psi @ 20 l/min	1400 Rpm	\$1,499
210 TW5550S	5000 Psi @ 23 l/min	1400 Rpm	\$1,499
210 TW11025S	4200 Psi @ 25 l/min	1400 Rpm	\$1,699
210 TW8036S	3600 Psi @ 33 l/min	1400 Rpm	\$1,468
210 RWS6040S	4000 Psi @ 23 l/min	1750 Rpm	\$1,146

### INTERPUMP PUMPS



212 W98RX	1450 Psi @ 11 l/min	1400 Rpm	\$599
212 WS151RX	2175 Psi @ 15 l/min	1400 Rpm	\$799
212 WS201RX	2900 Psi @ 15 l/min	1400 Rpm	\$979
212 WS202RX	2900 Psi @ 21 l/min	1400 Rpm	\$979

### Engine Oil



125 85.490.002 \$13

### Engine Oil



165 L1002P08001 \$18

### Pump Oil



125 85.490.000 \$21

## ENGINE REPOWER

Model	Hp	Start	Shaft	List
125 R100-RQ	3 Hp	Recoil	3/4" Keyed	\$199
125 R225-RQ	7.5 Hp	Recoil	3/4" Keyed	\$299
125 R225-REQ	7.5 Hp	Electric	3/4" Keyed	\$373
125 R210-REP	7 Hp	Recoil	3/4" Screwed	\$322
125 R270-RQ	9 Hp	Recoil	3/4" Keyed	\$491
125 R300-RQ	10 Hp	Recoil	3/4" Keyed	\$499
125 R420-RQ	15 Hp	Recoil	1" Keyed	\$664
125 R420-REQ	15 Hp	Electric	1" Keyed	\$703
125 R670-REQ	24 Hp	Electric	1" Keyed	\$1610



UNLOADERS

PA UNLOADERS						
Pulsar 4R with knob	Pulsar 4 R c/w Gauge Port	Pulsar Rv c/w Micro Switch	Pulsar 4R	VB7 / VB130	VB350	VB85 / 280
to 4050 Psi (4500 max), 40l/min., 90°C Inlet: 2 x 3/8" Bsp F Outlet: 3/8" Bsp F By Pass: 2 x 3/8" BspF	to 4050 Psi (4500 max), 40l/min., 90°C Inlet: 2 x 3/8" Bsp F Outlet: 3/8" Bsp F By Pass: 2 x 3/8" BspF Gauge Port: 1/4" Bsp F	to 4050 Psi (4500 max), 40l/min., 90°C Inlet: 3/8" Bsp F Outlet: 3/8" Bsp F	to 4050 Psi (4500 max), 40l/min., 90°C Inlet: 2 x 3/8" Bsp F Outlet: 3/8" Bsp F By Pass: 2 x 3/8" BspF	to 3200 Psi (3650 max), 30l/min., 90°C Inlet: 3/8" Bsp M Outlet: 3/8" Bsp F By Pass: 3/8" BspF	to 5100 Psi (5650 max), 40l/min., 90°C Inlet: 3/8" Bsp M Outlet: 3/8" Bsp F By Pass: 1/2" BspF	to 4050 Psi (4500 max), 80l/min., 90°C Inlet: 2 x 1/2" Bsp F Outlet: 1/2" Bsp F By Pass: 1/2" BspF
145 60.0007.60 \$133	145 60.0016.60 \$149	145 60.0006.60 \$174	145 60.0000.60 \$109	145 60.0700.00 \$126	145 60.1700.00 \$259 K 145 60.1800.00 \$279 WK	145 60.0423.60 \$255

MECCLINE UNLOADERS			INTERPUMP		SAFETY VALVES	
VRT3	VRT3-N	VHP39	Interpump K1	Interpump K7	VS240	VS350
to 4060 Psi (4500 max), 40l/min., 90°C Inlet: 2 x 3/8" Bsp F Outlet: 3/8" Bsp F By Pass: 2 x 3/8" BspF	to 4060 Psi (4500 max), 40l/min., 90°C Inlet: 2 x 3/8" Bsp F Outlet: 3/8" Bsp F By Pass: 2 x 3/8" BspF	to 5070Psi (5650 max), 40l/min., 90°C Inlet: 3/8" Bsp MF Outlet: 3/8" Bsp F By Pass: 3/8" BspF	to 3600 Psi (max), 9 to 41 l/min., 90°C Inlet: 3/8" Bsp F Outlet: 3/8" or 1/2" Bsp M By Pass: 1/2" BspM	to 3000 Psi (max), various flow., 90°C Inlet: 3/8" Bsp F Outlet: 3/8" Bsp M By Pass: 3/8" Bsp F	Flow: 24l/min., 60°C Psi: 3500 (4200max.) Inlet: 3/8" Bsp M Outlet: n/a	5100 Psi (5650 max), 25l/min., 90°C Inlet: 2 x 3/8" Bsp F Outlet: n/a By Pass: 3/8" BspF
155 0215010260 \$127	155 0215010290 \$117	155 4072000011 \$243	222 K1.LL 3/8" M \$152 222 K1-B 1/2" M \$152	222 K7-0 8-11 \$199 222 K7-1 11-16 \$199 222 K7-2 16-25 \$199	145 60.1560.00 \$56	145 60.0580.00 \$103

## HOSE REELS

### A FRAME INDUSTRIAL REEL



85.402.106 ▲ 85.402.105/003

### BAR CRANK REEL



### ITALIAN RETRACTABLE REELS FOR INDUSTRY



Hose not included

Part #	Capacity	List
125 85.402.106	45 mtrs of 3/8"	\$276
125 85.402.105 BAR	45 mtrs of 3/8"	\$276
125 85.402.003 GP	45 mtrs of 3/8"	\$376
125 85.402.152	92 mtrs of 3/8"	\$449
125 85.402.157	138 mtrs of 3/8"	\$549

Part #	Capacity	List
125 85.402.102	30 mtrs of 3/8"	\$359
125 85.402.100	65 mtrs of 3/8"	\$449

Capacity	Psi	Black Powder Coated	Stainless
20 mtrs of 3/8"	5800	175 AV1100FE \$650	175 AV1100 \$1,169
35 mtrs of 3/8"	5800	175 AV3500FE \$1,199	175 AV3500 \$1,399
60 mtrs of 3/8"	5800	175 AV3550FE \$1,650	175 AV3550 \$1,999
15 mtrs 3/4" &	145	175 AV1300FE \$1,053	175 AV1300 \$1,453

### BUDGET RETRACTABLE REELS



Yes, Hose

### BUDGET CRANK REEL



### HYBRID RETRACTABLE REELS



Part #	Capacity	Psi	List
H809082	8 mtrs of 1/4" R2	5800	\$379
H809083	10 mtrs of 3/8" R2	4785	\$435
H808203	20 mtrs of 3/8" R2	4000	\$597
H820152	15 mtrs of 1/4" R2	5800	\$597
H820153	15 mtrs of 3/8" R2	4785	\$699
L8201544	15 mtrs of 1/2"	300	\$999

Part #	Capacity	List
125 85.402.000	23 mtrs of 3/8"	\$164
125 85.402.001	30 mtrs of 3/8"	\$229
125 85.402.002	60 mtrs of 3/8"	\$249

Part #	Capacity	Psi	List
With Hose			
AVHP14	15 mtrs of 1/4" R2	4785	\$690
AVHP29	30 mtrs of 3/8" R2	4000	\$836
Without Hose			
AVHP15	15 mtrs of 1/4" R2	4785	\$290
AVHP30	30 mtrs of 3/8" R2	4000	\$390

### BAR Water Hose Reel

### BAR Air Hose Reel



Supplied with:  
165 S1304 Gun  
List \$9



Capacity Hose included	Ideal as a Patio Reel 10m x 1/2" Yes 175 XBW-03-10M Green \$43	20m x 1/2" Yes 175 XBW-01-20M Green \$119 175 XBW-01-20M Grey \$119	20m x 3/8" Yes 175 XBA-01-20M \$119	30m x 3/8" Yes 175 XBA-05-30M \$176
---------------------------	---	--	---	---



## SURFACE CLEANERS

### Poly Machines



Description	BAR1000	BAR1500	BAR1400	BAR1600	BAR1800	BAR2000YN	BAR2000Y
Diameter- nom.		15"	14"	16"	18"	20"	20"
Psi - Max.	2250 Psi	2700 Psi	3000 Psi	4000	4000	4000	4000
Flow - Ideal				15 l/min.	15 l/min.	15 l/min.	15 l/min.
Rotary Arm	2 Arm	2 Arm	2 Arm	2 Arm	2 Arm	2 Arm	2 Arm
Skirt	yes	yes	yes	Brush	Nil	Brush	Brush
Wheels	No	No	No	No	Yes	No	Yes
<b>LIST</b>	<b>\$24</b>	<b>\$99</b>	<b>\$199</b>	<b>\$784</b>	<b>\$849</b>	<b>\$899</b>	<b>\$899</b>

### Stainless Machines



BAR3000S0

BAR2000 & BAR2400

Description	78.930	SC14QW	SC16QW	BAR21-5	BAR2000S	BAR2400S	BAR3000S2	BAR3000S0
Diameter	12"	14"	16"	21"	21"	24"	30"	30"
Make	Mosmatic	Spinner	Spinner	Spinner	BAR	BAR	BAR	BAR
Psi - Max.	4000 Psi	4000 Psi	4000 Psi	4000 Psi	4000 Psi	4000 Psi	5000 Psi	5000 Psi
Flow - Min.	8 l/min.	8 l/min.	8 l/min.	11 l/min.	11 l/min.	18 l/min.	18 l/min.	18 l/min.
Flow - Max.	15 l/min.	15 l/min.	15 l/min.	30 l/min..	30 l/min..	30 l/min..	30 l/min..	30 l/min..
Rotary Arm	2 arm	2 arm	2 arm	2 Arm	2 Arm	3 Arm	3 Arm	3 Arm
Skirt	yes	yes	yes	Brush	Brush	Brush	Brush	Brush
Wheels	Yes	Yes	Yes	Yes	Yes	Yes	Yes	Yes
<b>LIST</b>	<b>\$449</b>	<b>\$299</b>	<b>\$399</b>	<b>\$731</b>	<b>\$931</b>	<b>\$1,062</b>	<b>\$1,299</b>	<b>\$1,899</b>




### Mosmatic Stainless Machines










Part # Model	With 50mm Recovery Port		Without Recovery Port		
	165 80.764 FL-AH 520	165 80.765 FL-AH 750	Pro.	Industrial	
			165 80.751 FL-CR 520	165 80.754 FL-PH 520	165 80.755 FL-PH 750
Diameter	21"	30"	21"	21"	30"
Psi - Max.		5000	4000 Psi	4000 Psi	5000 Psi
Flow - min/max					24-40
Upgrade to 7250Psi		Yes	Yes		
Rotary Arm	2 Arm	3 Arm	2 Arm 1/8"	2 Arm 1/8"	3 Arm 1/8"
Skirt		Brush	Brush	Brush	Brush
Wheels (per wheel)		yes	yes		yes
<b>List</b>	<b>\$2,509</b>	<b>\$3,140</b>	<b>\$1,672</b>	<b>\$2,319</b>	<b>\$2,635</b>



## HOSE

### HIGH PRESSURE HOSE

1/4" R2 Grey - Lenflex			3/8" R1 Grey - Semperit or Lenflex			3/8" R1 Grey - Semperit or Lenflex		
Ends - Bsp Male / Female Swivel 3/8" ends, or Bsp Male / Female Swivel 1/4" ends			Ends - Bsp Male / Female Swivel 3/8" ends			Ends - QC Coupler / QC Plug 3/8" size		
								
<ul style="list-style-type: none"> <li>• 2 Wire Gray outer cover</li> <li>• Pressure 4000 Psi (max.) / Temp 121°C</li> </ul>			<ul style="list-style-type: none"> <li>• 1 Wire Grey outer cover</li> <li>• Pressure 4000 Psi (max.) / Temp 121°C</li> </ul>			<ul style="list-style-type: none"> <li>• 1 Wire Gray outer cover</li> <li>• Pressure 4000 Psi (max.) / Temp 121°C</li> </ul>		
Part #	Mtr	List	OD: 16mm	Mtr	List	OD: 16mm	Mtr	List
<b>1/4" Male / Female Swivels Ends</b>			<b>3/8" Male / Female Swivels Ends</b>			<b>Quick Connect Coupler &amp; Plug</b>		
<b>Semperit</b>			<b>Semperit</b>			<b>Semperit</b>		
165 R2J200 10ML 1/4Fs x 1/4M	10m	\$67	125 85.238.136	10m	\$104	125 85.238.135S	10m	\$112
165 R2J200 20ML 1/4Fs x 1/4M	20m	\$117	125 85.238.161	15m	\$137	125 85.238.155S	15m	\$155
165 R2J200 30ML 1/4Fs x 1/4M	30m	\$169	125 85.238.116	30m	\$246	125 85.238.166S	20m	\$190
165 R2J200 100ML no ends						125 85.238.115S	30m	\$265
						125 85.238.200S	60m	\$529
<b>3/8" Male / Female Swivels Ends</b>			<b>Lenflex</b>			<b>Lenflex</b>		
165 R2J200 10ML 3/8Fs x 3/8M	10m	\$67	165 R1J400 10ML 3/8 x 3/8	10m	\$74	125 85.238.135L	10m	\$89
165 R2J200 20ML 3/8Fs x 3/8M	20m	\$117	165 R1J400 15ML 3/8 x 3/8	15m	\$103	125 85.238.155L	15m	\$118
165 R2J200 30ML 3/8Fs x 3/8M	30m	\$169	165 R1J400 20ML 3/8 x 3/8	20m	\$103	125 85.238.166L	20m	\$103
			165 R1J400 30ML 3/8 x 3/8	30m	\$189	125 85.238.115L	30m	\$204
			165 R1J400 60ML 3/8 x 3/8	60m	\$365	125 85.238.200L	60m	\$365

5/16" R1 Black - Semperit			1/4" Black Thermoplastic Hose			Thermoplastic Professional Jetter Hose																																																															
Ends - 3/8" QC Coupler / 3/8" QC Plug			Ends - M22 14mm or Jetter																																																																		
						<ul style="list-style-type: none"> <li>• BARflex , manufactured in USA or Italy</li> <li>• Pressure 5000 Psi , with texture options</li> <li>• For 24Hp to 31Hp Pro Jettors</li> </ul>																																																															
<ul style="list-style-type: none"> <li>• 1 Wire Black wrap cover</li> <li>• Pressure 4000 Psi (max.)</li> </ul>			<ul style="list-style-type: none"> <li>• Fabric braid thermo hose</li> <li>• Use on many electric machines, retail packaged</li> <li>• Pressure 3270 Psi (max.) / Temp 60°C</li> </ul>			<table border="1"> <thead> <tr> <th>Part #</th> <th>Size</th> <th>Mtr</th> <th>List</th> </tr> </thead> <tbody> <tr> <td colspan="4"><b>Barflex Red</b></td> </tr> <tr> <td>165 BARflex02-60R</td> <td>1/8"</td> <td>10m</td> <td>\$148</td> </tr> <tr> <td>165 BARflex03-60R</td> <td>3/16"</td> <td>60m</td> <td>\$599</td> </tr> <tr> <td>165 BARflex04-60R</td> <td>1/4"</td> <td>60m</td> <td>\$739</td> </tr> <tr> <td>165 BARflex06-60R</td> <td>3/8"</td> <td>60m</td> <td>\$879</td> </tr> <tr> <td>165 BARflex06-120R</td> <td>3/8"</td> <td>120m</td> <td>\$1699</td> </tr> <tr> <td colspan="4"><b>Barflex Blue</b></td> </tr> <tr> <td>165 BARflex03-60B</td> <td>3/16"</td> <td>60m</td> <td>\$499</td> </tr> <tr> <td>165 BARflex04-60B</td> <td>1/4"</td> <td>60m</td> <td>\$779</td> </tr> <tr> <td>165 BARflex06-60B</td> <td></td> <td></td> <td></td> </tr> <tr> <td colspan="4"><b>Barflex Black</b></td> </tr> <tr> <td>165 BARflex02-10N</td> <td>1/8"</td> <td>10m</td> <td>\$99</td> </tr> <tr> <td>165 BARflex03-60N</td> <td>3/16"</td> <td>60m</td> <td>\$449</td> </tr> <tr> <td>165 BARflex04-60N</td> <td>1/4"</td> <td>60m</td> <td>\$529</td> </tr> </tbody> </table>				Part #	Size	Mtr	List	<b>Barflex Red</b>				165 BARflex02-60R	1/8"	10m	\$148	165 BARflex03-60R	3/16"	60m	\$599	165 BARflex04-60R	1/4"	60m	\$739	165 BARflex06-60R	3/8"	60m	\$879	165 BARflex06-120R	3/8"	120m	\$1699	<b>Barflex Blue</b>				165 BARflex03-60B	3/16"	60m	\$499	165 BARflex04-60B	1/4"	60m	\$779	165 BARflex06-60B				<b>Barflex Black</b>				165 BARflex02-10N	1/8"	10m	\$99	165 BARflex03-60N	3/16"	60m	\$449	165 BARflex04-60N	1/4"	60m	\$529
Part #	Size	Mtr	List																																																																		
<b>Barflex Red</b>																																																																					
165 BARflex02-60R	1/8"	10m	\$148																																																																		
165 BARflex03-60R	3/16"	60m	\$599																																																																		
165 BARflex04-60R	1/4"	60m	\$739																																																																		
165 BARflex06-60R	3/8"	60m	\$879																																																																		
165 BARflex06-120R	3/8"	120m	\$1699																																																																		
<b>Barflex Blue</b>																																																																					
165 BARflex03-60B	3/16"	60m	\$499																																																																		
165 BARflex04-60B	1/4"	60m	\$779																																																																		
165 BARflex06-60B																																																																					
<b>Barflex Black</b>																																																																					
165 BARflex02-10N	1/8"	10m	\$99																																																																		
165 BARflex03-60N	3/16"	60m	\$449																																																																		
165 BARflex04-60N	1/4"	60m	\$529																																																																		
OD: xxmm	Mtr	List	Mtr	List	Part #	Size	Mtr	List																																																													
<b>Semperit</b>			<b>Washer Hose - M22 14mm ends (3270 Psi)</b>			<b>Barflex Red</b>																																																															
125 85.238.133	10m	\$99	125 85.225.230	10m	\$29	165 BARflex02-60R	1/8"	10m	\$148																																																												
			125 85.225.231	15m	\$39	165 BARflex03-60R	3/16"	60m	\$599																																																												
			125 85.225.232	20m	\$53	165 BARflex04-60R	1/4"	60m	\$739																																																												
<b>Adaptors</b>			<b>Washer Hose - 1/4" Female x Female (4440 Psi)</b>			165 BARflex06-60R																																																															
			125 85.805.003	10m	\$67	165 BARflex06-120R	3/8"	120m	\$1699																																																												
K Lock TR-M22 x 3/8" F 148 202 204 110	M22 Adaptor Cplg 15/ Npl 14 125 85 300 159	M22 Adaptor Cplg 14/ Npl 15 125 85 301 160	125 85.805.004	15m	\$92	<b>Barflex Blue</b>																																																															
			125 85.805.005	20m	\$117	165 BARflex03-60B	3/16"	60m	\$499																																																												
K M22 Swivel Cplg K M22/3/8" BspM 148 568 25	K M22 Coupling K M22/3/8" BspM 148 561 602	K M22 Coupling K M22/3/8" BspF 148 561 502	<b>Jetter Hose - 1/4" Male x Jetter Nozzle</b>			165 BARflex04-60B	1/4"	60m	\$779																																																												
			125 85.225.238	10m	\$32	165 BARflex06-60B																																																															
			125 85.225.239	15m	\$43	<b>Barflex Black</b>																																																															
			125 85.225.237	20m	\$58	165 BARflex02-10N	1/8"	10m	\$99																																																												
			<b>Karcher replacement - M22 14mm x AVS</b>			165 BARflex03-60N	3/16"	60m	\$449																																																												
			148 390 028 210	10m	\$99	165 BARflex04-60N	1/4"	60m	\$529																																																												
			148 390 028 215	15m	\$109																																																																

## HOSE

### HIGH PRESSURE HOSE

#### Lenflex - 3/8" R2 Black

Ends - Bsp Male / Female Swivel 3/8" ends



- 2 Wire compact braid (steam perforated)
- Ideal for Hot or Cold water
- Pressure 6000 Psi (wp) / Temp 155°(max)

OD: 17.5mm **Mtr** **List**

#### Lenflex

Part Number	Length	List Price
165 R2J400 10MN 3/8 x 3/8	10m	\$82
165 R2J400 15MN 3/8 x 3/8	15m	\$119
165 R2J400 20MN 3/8 x 3/8	20m	\$155
165 R2J400 25MN 3/8 x 3/8	25m	\$186
165 R2J400 30MN 3/8 x 3/8	30m	\$239
165 R2J400 40MN 3/8 x 3/8	40m	\$299
165 R2J400 50MN 3/8 x 3/8	50m	\$376
165 R2J400 60MN 3/8 x 3/8	60m	\$418
165 R2J400 100MN no ends	100m	\$707

#### Lenflex - 3/8" R2 Grey

Ends - Bsp Male / Female Swivel 3/8"



- 2 Wire compact braid (steam perforated)
- Ideal for Hot or Cold water
- Pressure 6000 Psi (wp) / Temp 155°(max)

OD: 17.5mm **Mtr** **List**

#### Lenflex

Part Number	Length	List Price
165 R2J400 01ML 3/8 x 3/8	01m	\$19
165 R2J400 02ML 3/8 x 3/8	02m	\$29
165 R2J400 05ML 3/8 x 3/8	05m	\$54
165 R2J400 10ML 3/8 x 3/8	10m	\$92
165 R2J400 15ML 3/8 x 3/8	15m	\$131
165 R2J400 20ML 3/8 x 3/8	20m	\$168
165 R2J400 25ML 3/8 x 3/8	25m	\$204
165 R2J400 30ML 3/8 x 3/8	30m	\$239
165 R2J400 60ML 3/8 x 3/8	60m	\$440
165 R2J400 100ML no ends	100m	\$707

#### Semperit - 3/8" R2 Grey

Ends - Bsp Male / Female Swivel 3/8" ends



- 2 Wire compact braid (steam perforated)
- Ideal for Hot or Cold water
- Pressure 6000 Psi (wp) / Temp 155°(max)

OD: 17.5mm **Mtr** **List**

#### Semperit

Part Number	Length	List Price
165 R2J400 01MG 3/8 x 3/8	01m	\$28
165 R2J400 02MG 3/8 x 3/8	02m	\$40
165 R2J400 05MG 3/8 x 3/8	05m	\$73
165 R2J400 10MG 3/8 x 3/8	10m	\$127
165 R2J400 15MG 3/8 x 3/8	15m	\$185
165 R2J400 20MG 3/8 x 3/8	20m	\$229
165 R2J400 25MG 3/8 x 3/8	25m	\$284
165 R2J400 30MG 3/8 x 3/8	30m	\$335
165 R2J400 35MG 3/8 x 3/8	35m	\$381
165 R2J400 40MG 3/8 x 3/8	40m	\$417
165 R2J400 50MG 3/8 x 3/8	50m	\$535
165 R2J400 60MG 3/8 x 3/8	60m	\$572
165 R2J400 92MG no ends	92m	\$879
165 R2J400 140MG no ends	140m	\$993

#### Supertuff - 3/8" R2 Black Mining Hose

Ends - 3/8" Bsp Male X 3/8" Bsp Female Swivel



- Mining Grade c/w smooth polyethelene cover
- Resists abrasion, chemicals & impact
- Lighter & more flexible than standard hoses
- Pressure 5000 Psi (wp) / Temp 100°(max)

OD: 17.1mm

#### Alfa Goma Supertuff

Part Number	Length	List Price
165 R2ST 3/8 x 3/8 15M	15m	\$367
165 R2ST 3/8 x 3/8 20M	20m	\$504
165 R2ST 3/8 x 3/8 30M	30m	\$591
165 R2ST 3/8 x 3/8 50M	50m	\$999
165 R2ST 3/8 x 3/8 60M	60m	\$1056

#### Thick Coat - 3/8" R2 Blue Thick Cover

Ends - 3/8" Bsp Male X 3/8" Bsp Female Swivel



- Skived hose with very thick outer cover
- Takes longer to wear in abrasive applications
- Suitable for Hot or Cold water
- Pressure 5000 Psi (wp) / Temp 120°(max)

OD: 21.5mm

#### Lenflex Thick Skived Coat

Part Number	Length	List Price
165 R2J400 10MS	10m	\$97
165 R2J400 20MS	20m	\$178
165 R2J400 30MS	30m	\$258
165 R2J400 50MS	50m	\$469
165 R2J400 60MS	60m	\$499

#### Spiral Wrap - 3/8" R2 Blue Alfa Goma

Ends - 3/8" Bsp Male X 3/8" Bsp Female Swivel



- Pressure Washer Hose c/w Spiral Wrap
- Options of Black, Blue or Red
- Ideal for Hot or Cold water
- Pressure 5800 Psi (wp) / Temp 155°(max)

OD: 17.5mm

#### Alfa Goma Spiral Wrapped

Part Number	Length	List Price
165 R2AJPTB 3/8 10M Black	10m	\$poa
165 R2AJPTB 3/8 20M Black	20m	\$poa
165 R2AJPTB 3/8 30M Black	30m	\$poa
165 R2AJPTL 3/8 10M Blue	10m	\$poa
165 R2AJPTL 3/8 20M Blue	20m	\$poa
165 R2AJPTL 3/8 30M Blue	30m	\$poa
165 R2AJPTR 3/8 10M Red	10m	\$poa
165 R2AJPTR 3/8 20M Red	20m	\$poa
165 R2AJPTR 3/8 30M Red	30m	\$poa
165 R2AJPTR 3/8 50M Red	50m	\$poa



# PRESSURE WASHER FITTINGS

M22'S							
M22 NIPPLE				M22 COUPLING			
M22 NIPPLE	M22 NIPPLE	M22 NIPPLE	M22 NIPPLE	M22 COUPLING	M22 COUPLING	M22 COUPLING	M22 COUPLING
1/4" Bsp M	1/4" Bsp F	3/8" Bsp M	3/8" Bsp F	1/4" Bsp M	1/4" Bsp F	3/8" Bsp M	3/8" Bsp F
145 26.0051.31	145 26.0002.31	145 26.0030.31	145 26.0031.31	145 26.0250.30	145 26.0250.20	145 26.0250.50	145 26.0250.40
				\$23	\$22	\$23	\$24

Quick Connect Bsp				
QC 3/8" Coupling	QC 3/8" Coupling	QC 3/8" Coupling	QC 3/8" Plug	QC 3/8" Plug
1/4" Bsp F	3/8" Bsp F	3/8" Bsp M	3/8" Bsp F	3/8" Bsp M
Nickel Plated Brass to 4050 Psi				
145 26.2010.20	145 26.2010.10	145 26.2010.00	145 26.2015.61	145 26.2023.61
List \$33	List \$33	List \$35	List \$13	List \$15
Stainless Steel to 5100 Psi				
		145 26.2005.10	145 26.2005.00	145 26.2007.51
		List \$43	List \$43	List \$22

M22 / QC Adaptors
▲ A ▼ B ▲ C
A 125 85.301.203 \$22 B 125 85.300.143 \$19 C 125 85.300.142 \$16

Garden Hose Plug
M27 M
Connect from Pump to garden hose 125 85.300.165 List \$7

Quick Connect Bsp (Stainless Steel)							
QC 1/4" Coupling	QC 1/4" Plug	QC 3/8" Coupling	QC 3/8" Coupling	QC 3/8" Plug	QC 3/8" Plug	QC 1/2" Coupling	QC 1/2" Plug
1/4" Bsp F	1/4" Bsp M	3/8" Bsp F	3/8" Bsp M	3/8" Bsp F	3/8" Bsp M	3/8" Bsp M	3/8" Bsp F
Stainless Steel to 5000 Psi							
125 85.301.102S	165 HT8M-A	125 85.302.103S	125 85.302.108S	145 26.2015.61S	145 26.2023.61S	145 26.2050.00X	145 26.2035.51X
List \$23	List \$18	List \$27	List \$27	List \$21	List \$18	List \$29	List \$15

Quick Connect NPT (Stainless Steel)								
1/4" FOR NOZZLES					3/8" FOR HOSE			
QC COUPLING	QC COUPLING	QC COUPLING	QC PLUG	QC PLUG	QC COUPLING	QC COUPLING	QC PLUG	QC PLUG
1/4" Npt F	1/4" Npt F	1/4" Npt M	1/4" Npt F	1/4" Npt M	3/8" Npt F	3/8" Npt M	3/8" Npt F	3/8" Npt M
Brass	Stainless To 5000 Psi							
125 85.300.102	125 85.300.102S	125 85.300.107S	125 85.300.101S	125 85.300.109S	125 85.300.103S	125 85.300.108S	125 85.300.104S	125 85.300.105S
List \$11	List \$23	List \$26	List \$10	List \$9	List \$30	List \$29	List \$13	List \$13

Professional Foaming Lance		Industrial Grade Chemicals	
<p><b>MADE IN ITALY</b></p> <p><b>LS3 Adjustable</b></p> <p>Spray Pattern: 0° to 40° Flow: 20 l/min., 60°C Pressure: 2300 Psi (max 2600) Metering: Adjustable Inlet: 1/4" Bsp F Tank Size: 1 Litre</p>		<p><b>PA</b></p> <p><b>LS12 Fixed</b></p> <p>Spray Pattern: 40° Flow: 25 l/min., 60°C Pressure: 2900 Psi (max 3200) Metering: Fixed Inlet: 1/4" Bsp F Tank Size: 1 Litre</p>	
<p>Head: Red</p> <p>145 25.1542.12 1.25mm \$89 🧐</p> <p>145 25.1544.14 1.40mm \$89</p>		<p>Head: Red</p> <p>145 25.1890.15 1.5mm \$149</p> <p>145 25.1840.71 2.1mm \$149</p>	

### Jumbo Pro Foam - THE SAFE OPTION

Safe on alloy, 100:1 concentrate

DET Jumbo Foam	1 Litre	\$8
DET Jumbo Foam	5 Litre	\$29
DET Jumbo Foam	25 Litre	\$147

### Diamond Foam - NOT FOR ALUMINIUM

Very strong alkaline clean: 300:1 concentrate

DET Diamond Foam	5 Litre	\$38
DET Diamond Foam	25 Litre	\$150

### Igome Degreaser

Spot clean heavy grease: 1:1 concentrate

DET Igome	5 Litre	\$75
DET Igome	25 Litre	\$274

### Anti Insect - USE LIGHTLY ON ALUMINIUM

Pre wash to clear insects : 1:100 concentrate

DET Anti Insect	5 Litre	\$38
-----------------	---------	------

### Bio Polish with Wax

For automotive use, leaves a nice shiny finish

DET Bio Polish	5 Litre	\$50
----------------	---------	------

**Retail Kit**

**Complete Foam Kit, with ends to suit M22, QC, some Karcher and Blue Clean, plus bonus thread tape**

Specifications:  
Inlet: 1/4" Bsp F Pressure: 3200 Psi (max.)  
Metering: Adjustable Nozzle: 1.25mm + 1.8mm

<b>125 85.400.048 Full Kit</b>	<b>\$79</b>
<b>125 85.400.049 Full Kit + 1 Litre Chimigal</b>	<b>\$84</b>
<b>125 85.400.050 Full Kit + 1 Litre Jumbo Pro</b>	<b>\$99</b>

**Foam Injector Kit**

Fit Foam Injector (A) to Pump Outlet and Foam Nozzle (B) to Gun or lance Outlet

148 200 160 490 ST160* Injector A	\$299*
148 200 075 573 ST75 Nozzle B	\$105

Specify flow & pressure for correct sizing

**Fitting options:**

148 040 001 256 A	155 0121720120 B
148 202 300 350 C	145 26.2010.10 D
145 26.2023.61 E	165 HT8MS-A F

**Easy Wash JUMBO FOAM**  
Safe on Polished Alloy

Swivels					
QC 3/8" Male	QC 3/8" Male	QC 3/8" Male	1/2" Npt M	M27x2 M & 3/8" Bsp F	3/4" Bsp M
3/8" Bsp Female	3/8" Bsp Female	3/8" Bsp Female	3/8" Bsp F	3/8" Bsp F	3/8" Bsp F
Nickel Plated Brass					
147 22.0069	145 26.1050.00	165 32.534	147 1181070300	165 43.915X	165 43.914X
List \$15	List \$33	List \$56	List \$64	List \$49	List \$29
Stainless Steel					
147 22.0435	145 26.1061.00			165 43.915	
List \$33	List \$86			List \$99	

**BE Low Pressure Foam Gun**

Make foam by connecting your garden hose. Foam is created via the built in foam injector. Adjusts chemical dilution via 5 mixing settings.

Part #	Container Cap.	List
145 25.1850.65	1 Litre Bottle	\$67



# BE



## POWER EQUIPMENT *“for professionals”*



WATER PUMPS  
GENERATORS  
HEATERS / FANS  
COMPRESSORS

[bargroup.com.au](http://bargroup.com.au)  
2019 May 15

## WATER TRANSFER PUMPS

### Clean Water Transfer Pumps

- Options of Honda GX, Honda GP and Powerease engines
- Aluminium pump body, cast iron impellor & Volute
- Honda engines from Honda Australia
- with Bsp inlet & Outlet
- Supplied ready to go



### Powerease R210 7Hp General Purpose Black Engine

Model	Flow l/min.	Head mtr	Suct. mtr	List
-------	----------------	-------------	--------------	------

WP2070-R	550	25	7	\$448
WP3070-R	950	25	7	\$499 ☺

### Honda GX200 6.5Hp Professional Red Engine

Model	Flow l/min.	Head mtr	Suct. mtr	List
-------	----------------	-------------	--------------	------

WP2065-H	550	25	7	\$829
WP3065-H	950	25	7	\$829 ☺

## DIESEL PUMPS



### Yanmar Hire Spec. Water Transfer

Model	Flow l/min.	Head mtr	Suct. mtr	Type	List
-------	----------------	-------------	--------------	------	------

WD2048-YE	550	25	7	2" Water Tfr	\$3,988
WD3048-YE	950	25	7	3" Water Tfr	\$4,354
WD4010-YE	1400	27	7	4" Water Tfr	\$4,999



### Powerease Diesel - Aluminium Firefighting or Water Transfer options

Model	Flow l/min.	Head mtr	Suct. mtr	Type	List
-------	----------------	-------------	--------------	------	------

HD15601-RE	330	55	7	1.5" Single	\$1,399
HD15602-RE	200	75	7	1.5" Twin	\$1,399 ☺
WD3060-RE	950	25	7	3" Water Tfr	\$1321
WD4010-RE	1400	27	7	4" Water Tfr	\$1699 ☺

## CHEMICAL PUMPS



### Petrol & Diesel Chemical Poly Pump (Stainless 2" also available)

Model	Flow l/min.	Head mtr	Suct. mtr	Type	List
-------	----------------	-------------	--------------	------	------

NP2065-H	550	30	7	Honda 2"	\$999 ☺
NP3065-H	1000	28	7	Honda 3"	\$999
NP2070-R	550	30	7	P Ease 2"	\$475
NP3070-R	1000	28	7	P Ease 3"	\$543
ND2070-R	550	30	7	Diesel 2"	\$1,299
ND3070-R	1000	28	7	Diesel 3"	\$1,399

## PUMP ACCESSORIES



### Fire Hose Reel

85.804.001	Reel only	\$299
Fire Reel 30x 25m Red		\$466
Fire Reel 30x 25m Yellow		\$549



### Fire Pump Hose Kit 15m

50.151.115 for 1.5"	\$133
50.151.115 for 2.0"	\$142



### Fire Pump Hose Kit 10m

50.110.110 for 1.5"	\$133
50.151.115 for 2.0"	\$142



### High Capacity Reel

85.402.101 115m x 3/8"	\$475
------------------------	-------

HEAPS OF PUMP OPTIONS  
WITH HONDA, YANMAR OR POWEREASE ENGINES



# WATER PUMPS

## HIGH PRESSURE PUMPS

### High Pressure Pumps for Firefighting / High Head pumping

- Options of Honda GX, Honda GP and Powerease engines
- Honda engines from Honda Australia
- Aluminium pump with Bsp inlet (1.5" or 2") and 3 way outlet
- Choose 1.5" or 2", depending on your existing hose work
- Supplied ready to go



**Powerease R210**  
General Purpose Black Engine

Model	Flow l/min.	Head mtr	Suct. mtr	Type	List
HP15701-R	330	55	7	1.5" Single	\$448
HP15702-R	200	75	7	1.5" Twin	\$499
HP20701-R	550	65	7	2.0" Single	\$468
HP20702-R	330	80	7	2.0" Twin	\$499



**Honda Australia GP**  
General Purpose White Engine

Model	Flow l/min.	Head mtr	Suct. mtr	Type	List
HP15651-HGP	330	55	7	1.5" Single	\$639
HP15552-HGP	200	75	7	1.5" Twin	\$659
HP20651-HGP	550	65	7	2.0" Single	\$639
HP20552-HGP	330	80	7	2.0" Twin	\$659



POWERED by HONDA

**Honda Australia GX**  
Professional Red Engine

Model	Flow l/min.	Head mtr	Suct. mtr	Type	List
HP15651-H	330	55	7	1.5" Single	\$799
HP15652-H	200	75	7	1.5" Twin	\$889
HP20651-H	550	65	7	2.0" Single	\$858
HP20652-H	330	80	7	2.0" Twin	\$899
HP30131-H	650	80	13	2.0" C Iron	\$1,799

## ULTRA LIGHT PUMPS

“On the go” portable solutions for water transfer or fire abatement  
Honda or Powerease engine options, most standard with Viton seals



POWERED by HONDA

**FIREFIGHTING PUMP**  
Aluminium Body, 1.5", Viton Seals

Model	Flow l/min.	Head mtr	Engine	List
WS1525-H	208	60	Honda 25cc	\$635
HP1550-R	208	60	Powerease 2.5Hp	\$499



**WATER / DIESEL TRANSFER**  
Aluminium Body, 1 & 1.5", Viton Seal option

Model	Flow l/min.	Head mtr	Engine	List
WP1025-R	1" 120	30	PE100cc 3Hp	\$299
WP1525-R	1.5" 120	30	PE100cc 3Hp	\$299



POWERED by HONDA

**WATER / DIESEL TRANSFER**  
Aluminium Body, 1", Viton Seals

Model	Flow l/min.	Head Mtr	Engine	List
BW115HT	120	30	Honda 25cc	\$444
WP1015-R	120	20	Powerease 38cc	\$299

## INDUSTRIAL SPLITTERS

### Industrial Log Splitters

**Solid construction throughout, this series is supplied preassembled, not flat packed**  
(some assembly required)

#### Features:

- Sizes from 25 Tonne to 34 Tonne
- Solid, full beam splitter
- Operates in Horizontal and vertical positions
- Rear lights, steel guards & polymer fender
- Extra wide table supplied standard
- Supplied with Hydraulic Oil
- Many engine options



FROM  
**\$2,596<sup>ea</sup>**



POWERED by  
**HONDA**

Model	Ram Size	Pressure	Engine	List
126 LS25VTLY-GP200	4.5" Cylinder	3600 Psi	Honda GP200	\$2,596
126 LS25VTLY-GX200	4.5" Cylinder	3600 Psi	Honda GX200	\$2,948
126 LS28VTL-GX200	5.0" Cylinder	3700 Psi	Honda GX200	\$3,035
126 LS34VTL-GX270	5.5" Cylinder	3600 Psi	Honda GX270	\$3,699



## SPLITTER OPTIONS

### Compact Pro for smaller jobs

- Honda GP200 engine
- 3.5" Cylinder with 520mm stroke



**\$1,477<sup>ea</sup>**


126 TTG16HTL-GP200 3.5" Cylinder 3250 Psi Honda GP200 \$1,477

### CHIPPER SHREDDER



**\$1,469<sup>ea</sup>**

126 TTE7002-GP200 3" \$1,469  
126 TTE7005-GX390 4" \$2,760



**\$1,129<sup>ea</sup>**

### Electric 10 Tonne

126 LSED10T20 3.0" Cylinder 3000 Psi \$1,129



**\$1,959<sup>ea</sup>**

### Honda 16T Industrial

126 LS16HTL-GP200 3.5" Cylinder 3400 Psi \$1,955



**\$1,556<sup>ea</sup>**

### 3PT Hitch 22T

126 LS22TL3PT 4.5" Cylinder \$1,556

## INVERTER GENERATORS



## ECONO INVERTERS

### BE Econo Series

- Digital inverter technology for clean, stable power.
- Medium Duty, ideal for occasional, emergency power supply
- Domestic 12 month warranty
- Nosie at 65dBa
- Powerease OHV engine high speed engine
- Auto idle reduces noise during power down cycles

FROM  
**\$437 ea**



Model	Watts		Engine			List
	Max.	Run	HP	Starting	Fuel	
123 XYG950i	950	800	40cc	Recoil	2.1L	\$437
123 XYG2000i	2000	1700	100cc	Recoil	4.1L	\$699
123 XYG2600iE	2600	2300	152cc	Electric	7.5L	\$1,116
123 XYG3500i	3500	3000	7Hp	Recoil	7.5L	\$1,116
123 XYG3500iE	3500	3000	7Hp	Electric	7.0L	\$1,342

### BE Hush Series

- Digital inverter technology for clean, stable power
- Top quality, for heavier use, for example caravan power
- Quiet running at 53dBa
- Powerease OHV low speed engine
- New 32 bit inverter board for longer life
- USB Charger



FROM  
**\$999 ea**

Model	Watts		Engine			List
	Max.	Run	HP	Starting	Fuel	
123 G2000i-R	2000	1800	80cc	Recoil	4.2L	\$999
123 G3500i-R	3500	3000	7Hp	Recoil	9.0L	\$1,399
123 G3500i-RE	3500	3000	7Hp	Electric	9.0L	\$1,799



## HONDA GENERATORS

### POWER PRO HONDA Basic Spec. 6.8kVa - 5000 watts running (5400 max.)



POWERED by  
**HONDA™**

**\$1,792<sup>ea</sup>**

- Honda GX340 11Hp Recoil Start Engine
- Robust all rounder, with AVR and low < 5% THD
- 2 x 15 Amp GPO Outlets
- Great power solution and a budget price. The best combo

123 G6800-HR	6.8kva Honda Recoil Start	\$1,792
123 G8000-HR	8.0kva Honda Recoil Start	\$1,999

### HEAVY DUTY HONDA Trade Spec. 8.0kVa - 6000 watts running (6400 max.)



POWERED by  
**HONDA™**

**\$2,599<sup>ea</sup>**

- Honda GX390 13Hp Recoil Start Engine
- Trade Panel. Genuine oversized alternator with AVR and low < 5% THD
- 2 x 15 Amp Waterproof Outlets
- Wiring Note: Dual Breakers for maximum safety and machine life , ideal where standard equipment is used

123 G3800-HST	3.8kva Honda Recoil Start	\$1,299
123 G6800-HST	6.8kva Honda Recoil Start	\$2,198
123 G8000-HST	8.0kva Honda Recoil Start	\$2,599
123 G9000-KST	9.0kva Kohler Recoil Start	\$2,899 <b>NEW</b>

### DIESEL GENERATOR Trade Spec. 7.5kVa - 5500 watts running (6000 max.)



**\$1,999<sup>ea</sup>**

- Powerease 10Hp Air Cooled Electric Start Diesel Engine
- Large 15 Litre fuel tank
- Trade Panel. Single Phase 240V Alternator with AVR
- 2 x 15 Amp Waterproof Outlets

123 G7500D-LER1	Single Phase 5500W per phase	\$1,999
123 G7500D-LER2	Three Phase 2000W per phase	\$2,125

### DELUXE HONDA Trade Spec. 8.0kVa - 6000 watts running (6400 max.)



POWERED by  
**HONDA™**

**\$2,746<sup>ea</sup>**

- Honda GX390 13Hp Electric Start Engine with large 25 Litre fuel tank
- Trade Panel. Alternator with AVR and low < 5% THD distortion
- 2 x 15 Amp Waterproof Outlets
- Wiring Note: Dual Breakers for maximum safety and machine life , ideal where standard equipment is used

123 G6800-HEL	6.8kva Honda Electric c/w Standard panel	\$2,288
123 G8100-HLT	8.0kva Honda Recoil c/w Trade Panel	\$2,288
123 G8100-HELT	8.0kva Honda Electric Start	\$2,746
123 G12000-HELT	12kva Honda 20Hp Electric Start	\$6,499

## POWEREASE GENERATORS

### DELUXE POWEREASE Best seller 8.0kVa - 6000 watts running (6400 max.)



**\$1,599<sub>ea</sub>**

- Powerease 15Hp Carb Elec. Start Engine with large 25 Litre fuel tank
- Trade Panel c/w RCD & 2 x 15 Amp Waterproof Outlets (as displayed)
- Standard Panel c/w 2 x 15 Amp standard outlets, no RCD
- Wiring Note: Dual Breakers for maximum safety and machine life , ideal where standard equipment is used

123 G6800-REL	6.8kva Powerease Elec. c/w standard panel	\$1,099
123 G8000-REL	8.0kva Powerease Elec. c/w standard panel	\$1,399
123 G8000-RELT	8.0kva P Ease Electric c/w Trade panel	\$1,599

### DELUXE POWEREASE new bigger engine 10kVa - 7500 watts running (8500 max.)



**\$2,199<sub>ea</sub>**

- Powerease 16Hp Carb Elec. Start Engine with large 25 Litre fuel tank
- Trade Panel. Alternator with AVR
- 2 x 15 Amp Waterproof Outlets & RCD
- Wiring Note: Single Breakers for high start up loads

123 G10000-SELT	10kva Powerease Elec. c/w Trade panel	\$2,199
-----------------	---------------------------------------	---------

### DELUXE MAX LOAD for Wool Press / Welders 10.6kVa - 8000 watts running (8500 max.)



**\$2,299<sub>ea</sub>**

- Powerease 17Hp Carb Electric Start Engine with large 25 Litre fuel tank
- Trade Panel with RCD and dual thermal breakers
- Alternator with AVR and low < 5% THD distortion
- G11000-RELT, with dual breakers for maximum equipment safety and machine life , with 2 x 15 Amp Waterproof Outlets
- G11000-RELT Max with single breaker for high start up loads like wool press' or welders, with 1 x15 & 1 x 32 Amp Waterproof Outlets

123 G11000-RELT	Dual Breakers (2 x 15 Amp)	\$2,299
123 G11000-RELT Max	Single Breakers (1 x 15 & 1 x 32Amp)	\$2,299

### DELUXE for home blackout protection 10.6kVa - 8000 watts running (8500 max.)



**\$2,746<sub>ea</sub>**

- Powerease 16Hp **EFI** Electric Start Engine with large 25 Litre fuel tank
- Trade Panel. Alternator with AVR and low < 5% THD distortion
- Single RCD with 1 x15 & 1 x 32 Amp Waterproof Outlets
- "Low Nox" cut when carbon monoxide levels become dangerous  
EFI engine = smoother running : big fuel savings : lower noise  
ATS ready, automatic start up when mains power fails

123 G11000-SELT	8.0kva Powerease Electric Start	\$2,746
-----------------	---------------------------------	---------

## INDUSTRIAL 70 LITRE

### BELT DRIVE - ELECTRIC 70 Litre

- High Pressure 10 BAR (145 Psi)
- Condor & Conrader components



FROM  
**\$944ea**

### BELT DRIVE - PETROL 70 Litre

- High Pressure 10 BAR (145 Psi)
- Condor & Conrader components
- Choice of Honda Recoil start or Powerease Electric start engines



FROM  
**\$1,499ea**

### BELT DRIVE - DIESEL 70 Litre

- High Pressure 10 BAR (145 Psi)
- Condor & Conrader components
- Choice of Yanmar or Powerease Electric



FROM  
**\$2,164ea**

Model	Horsepower	FAD	List
COM E7025	2.5Hp 10Amp	280	\$944
COM E7035	3.5Hp 15Amp	450	\$1,238

Model	Horsepower	FAD	List
COM P7070-RE	PE Elec. 7Hp	600	\$1,499
COM P7065-H	Honda . 6.5Hp	523	\$1,999

Model	Horsepower	FAD	List
COM D7048-HL	P-Ease 4.8Hp	600	\$2,164
COM D7048-YE	Yanmar 4.8Hp	523	\$4,693



Clutch Kits - Suit all 70L models  
Use for:  
- cold start enviros  
- low torque start up  
COS 1B100-19.05 \$99

## INDUSTRIAL "LARGE TANK" COMPRESSORS

### BELT DRIVE - ELECTRIC 160 & 300 L

- High Pressure 10 BAR (145 Psi)
- Condor & Conrader components



FROM  
**\$1,659ea**

### BELT DRIVE - PETROL 160 Litre

- High Pressure 10 BAR (145 Psi)
- Condor & Conrader components
- Choice of Honda engines



FROM  
**\$1,799ea**

### BELT DRIVE - DIESEL 160 & 300 Litre

- High Pressure 10 BAR (145 Psi)
- Condor & Conrader components
- Choice of Yanmar or Powerease Electric start engines



FROM  
**\$3,313ea**

Model	Horsepower	FAD	List
COM E16035	3.5Hp 15Amp	450	\$1,659
COM E16040	4.0Hp 415v	450	\$1,699
COM E16055	5.5Hp 415v	509	\$1,894
COM E30075	7.5Hp 415v	1090	\$2,299
COM E30010	10Hp 415v	1090	\$2,499

Model	Engine	FAD	List
COM P16065-H	Honda 6.5Hp	523	\$1,799
COM P16090-H	Honda 9.0Hp	650	\$2,999
COM P16013-H	Honda 13Hp	1160	\$2,999

Model	Engine	FAD	List
COM D16010-HLE	P-Ease 10Hp	805	\$3,313
COM D16010-YE	Yanmar 10Hp	805	\$5,999

## ELECTRIC 240 VOLT - Direct Drive

### DIRECT DRIVE 24 Litre

- 24 Litre, 2.0Hp Motor
- FAD = 115 l/min. at 8 BAR



**\$163ea**

COM E2420 24 Litre 2.0 Hp \$163

### DIRECT DRIVE 36 Litre

- 36 Litre, 2.5Hp Motor
- FAD = 134 l/min. at 8 BAR



**\$199ea**

COM E3625 36 Litre 2.5 Hp \$199

### DIRECT DRIVE 50 Litre

- 50 Litre, 2.75Hp Motor
- FAD = 205 l/min. at 8 BAR
- V Twin pump



**\$399ea**

COM E5027 50 Litre 2.75 Hp \$399

## ELECTRIC 240 VOLT - Professional

### BELT DRIVE 50 Litre 10 Amp

- 50 Litre, 2.5Hp 10 Amp Motor
- FAD = 220 l/min. at 10 BAR
- (True) Slow Speed pump



**\$599ea**

COM E5025C 50 Litre 2.5 Hp \$599

### BELT DRIVE 50 Litre 15 Amp

- 50 Litre, 3.0Hp 15 Amp Motor
- FAD = 280 l/min. at 10 BAR
- (True) Slow Speed pump



**\$699ea**

COM E5030C 50 Litre 3.0 Hp \$699

### BELT DRIVE 100 Litre

- 100 Litre, 3.0Hp 15 Amp Motor
- FAD = 280 l/min. at 10 BAR
- (True) Slow Speed pump



**\$730ea**

COM E10030C 100 Litre 3.0 Hp \$730

## OIL FREE ELECTRIC 240V "Clean & Quiet"

### OIL FREE - 7.5 Litre

- 7.5 Litre, 0.75Hp Motor
- FAD = 110 l/min. @ 40 Psi, 10 BAR
- Conrader Check Valve



**\$289ea**

COM AC072 7.5Litre 0.75 Hp \$289

### OIL FREE - 15.5 Litre

- 15.5 Litre, 1.0Hp Motor
- FAD = 125 l/min. @ 40 Psi, 10 BAR
- Conrader Check Valve



**\$356ea**

COM AC104 15.5 Litre 1.0 Hp \$356

### OIL FREE - 38 Litre

- 38 Litre, 2.0Hp Motor
- FAD = 198 l/min. @ 40 Psi
- FAD = 115 l/min. @ 90 Psi



COM AC210 38 Litre 2.0 Hp \$499




**\$499ea**

## FACTORY HEATING / COOLING

### FACTORY AIR CONDITIONER

Constant cool air to temps of 45°



- Works in in temperature range 18 - 45°
- Use for heating or cooling
- Overload and overheat safety shutoff
- Mobile design with lockable castor wheels
- Removable water bucket for easy flushing

PIN BGK1801-27	Outlets x 1	2.7kW	\$1,990
PIN BGK1801-45	Outlets x 2	4.5kW	\$3,190
PIN BGK1801-65	Outlets x 3	6.5kW	\$4,290



## VACUUM CLEANERS

### Manual Sweeper

Model	Size	List
BAR920	920mm	\$599



### Heavy Duty Wet & Dry Vacs manufactured by Egeco in Italy

Popular option for car wash operators, with sturdy construction throughout  
Poly or Stainless Steel tanks, supplied ready to go



**Wet & Dry Vac 37 Litres**  
Power: 1 x 1400W Motor

**Wet & Dry Vac 77 Litres**  
Power: 2 x 2400W Motor

**Wet & Dry Vac 77 Litres**  
Power: 2 x 2400W Motor

### Wet & Dry Vac 21 Litres

Power: 1 x 1400W Motor

Model	Tank	Power	List
E2125P	Poly	1 x 1400W	\$299
E2125S	SS	1 x 1400W	\$344

Model	Tank	Power	List
E2125PP	Poly	1 x 1400W	\$363
E2125PS	SS	1 x 1400W	\$399

Model	Tank	Power	List
E2220MP	Poly	2 x 2400W	\$677
E2220MS	SS	2 x 2400W	\$793

Model	Tank	Power	List
<b>10 Amp</b>			
E2M220BP	Poly	2 x 2400W	\$837
E2M220BS	SS	2 x 2400W	\$999
<b>15 Amp</b>			
E2M330BS	SS	2 x 3300W	\$999

HEATING AND COOLING OPTIONS FOR YOUR WORK AREA

Stay warm in winter and cool in summer



## DIESEL HEATERS

### FAN FORCED HEATERS

Great for heating large, well ventilated areas



**\$595**ea

- Heats warehouses, building sites, farms & sporting fields
- Warms from 158 up to 492m<sup>2</sup> in area
- Needs 240 Volt standard power to run the fan
- Features temp control, flame safety and sure start ignition

PIN HK070F	70,000 BTU (20kW)	warming 158m <sup>2</sup>	\$595
PIN HK125FW	125,000 BTU (37kW)	warming 288m <sup>2</sup>	\$815
PIN HK175FW	175,000 BTU (52kW)	warming 400m <sup>2</sup>	\$889

### RADIANT HEATERS

Great for heating your personal space



**\$799**ea

- Radiates strong heat for a short distance
- Use to keep you warm at your work bench
- Needs 240 Volt standard power to run the fan
- Light weight, making it easy to carry with you

PIN HK070R	70,000 BTU (20kW)	\$799
PIN HK125RW	125,000 BTU (37kW)	\$1,999

## INDUSTRIAL FANS



**\$169** Wall



**\$99** Floor



**\$151** Drum



**\$182** Pedestal

- Heavy duty industrial fans
- SAA certified to guarantee Australian conformity
- Tropic Proofed motors for high humidity areas

165 FW30	Wall 30"	240 Watt	750mm Oscillating	\$169
165 FF20	Floor 20"	110 Watt	500mm 3 Speed	\$99
165 FD24	Drum 24"	450 Watt	610mm 2 Speed	\$151
165 FP30	Pedestal 30"	240 Watt	750mm Oscillating	\$182

## DIESEL & ADBLUE TRANSFER TANKS



- UV Stabilized Diesel Poly Tank
- 4m of 19mm (3/4") Delivery Hose
- 40L/Min 12v Self Priming Pump
- Lockable Lid on 200,400 & 500L Tanks

165 DD7801  
165 DD200  
165 AD200  
165 DD400

75L Diesel Transfer Tank  
200L Diesel Transfer Tank  
200L ADBLue Transfer Tank  
400L Diesel CUBE Transfer Tank


\$649  
\$789  
\$819  
\$1,299 *NEW*

## LED LIGHTS



-Colour temperature 6000k  
-Die cast aluminium housing

-Operating voltage 10-32V DC  
-IP 67 Waterproof



22", 32", 42", 50", and 52" Straight and curved

**LED Light Bars from \$249**

## SPRAYERS



**56L ATV Spot Sprayer \$107**

90.700.254

**Viton Seals fitted Standard**

Ideal for Hand spraying Degreasers, Cleaning Liquids or for weed control

## UNIVERSAL TRACTOR SEATS



**\$130**ea  
SEA-580BE

**Universal Tractor Seat**

- Black, non suspension



**\$177**ea  
SEA-580BE

**Universal Tractor Seat**

- Black, Adjustable Suspension



**\$149**ea  
SEA-300RMBE

**Universal Tractor Seat**

- Black, Adjustable Suspension



**\$149**ea  
SEA-300RMB

**Universal Tractor Seat**

- Blue, Adjustable Suspension

## LAWN & GARDEN SEATS



**\$110**ea  
SEA-100BE

**Universal Padded Pan**



**\$133**ea  
SEA-INI054

**Deluxe Low Back**



**\$110**ea  
SEA-LG6YBE  
SEA-LG6BE

**Uni. Lawn / Garden**

- Black or Yellow



**\$110**ea  
SEA-135BE

**Deluxe High Back**

- Black



**\$110**ea  
SEA-800007

**Deluxe High Back**

- Black

## FORKLIFT SEATS



**\$199**e

**Economy Forklift Seat**

- Black  
SEA-300INDBE



**\$289**ea

**Forklift Seat w/Seatbelt**

- Black  
SEA-35500BE

## SUSPENSION SEATS

**Deluxe Narrow Tractor Seat**

- Black
- Adj. Suspension



**\$499**ea  
SEA-COM2210

**Economy Tractor Cab Seat**

- Black
- Adj. Mechanical Suspension



**\$755**ea  
SEA-SC253000

**Deluxe Tractor Cab Seat**

- Black,
- Adj. Air Suspension



**\$955**ea  
SEA-18DCSBE